SARS-CoV-2-transmissie risicogedrag bij SARS-CoV-2-positieve werknemers van bedrijven met een COVID-19 uitbraak en de relatie met Centraal- of Oost Europese arbeidsmigratieachtergrond en woonsituatie

Laura Boogaard, Arts IZB, AIOS M&G, GGD Gelderland-Zuid
Supervisor: Dr. Ellen van Jaarsveld, AMPHI Academische werkplaats Radboudumc

Disclosure belangen spreker

(potentiële) belangenverstrengeling	Geen / Zie hieronder
Voor bijeenkomst mogelijk relevante relaties met bedrijven	Bedrijfsnamen
• Sponsoring of onderzoeksgeld • Honorarium of andere (financiële) vergoeding • Aandeelhouder • Andere relatie, namelijk …	• • • •

Opbouw

- Aanleiding
- Hypothese
- Onderzoeksvragen
- Methode
- Resultaten
- Discussie
- Vragen publiek

Aanleiding

Aanleiding

Eerdere publicatie

International Journal of Infectious Diseases 109 (2021) xxx–xxx

Contents lists available at ScienceDirect

International Journal of Infectious Diseases

journal homepage: www.elsevier.com/locate/ijid

A mixed-methods approach to elucidate SARS-CoV-2 transmission routes and clustering in outbreaks in native workers and labour migrants in the fruit and vegetable packaging industry in South Holland, the Netherlands, May to July 2020

Laura H. Boogaard[a,b,*], Reina S. Sikkema[c], Janko H.G.M. van Beek[c], Henricus J. Brockhoff[d], Eva Dalebout[a], Barry de Heus[d], Sophie L. Niemansburg[e], David F. Nieuwenhuijse[c], Danny Stougje[a], Ellen Verspui[e], Bas B. Oude Munnink[c], Marion P.G. Koopmans[c,1], Ewout B. Fanoy[a,1]

[a] Public Health Service, Rotterdam-Rijnmond (PHS-RR), Postbus 70032, 3000 LP, Rotterdam, The Netherlands
[b] Public Health Service, Gelderland-South (PHS-GS), Postbus 1120, 6501 BC, Nijmegen, The Netherlands
[c] Department of Viroscience, Erasmus Medical Centre, Postbus 2040, 3000 CA, Rotterdam, The Netherlands
[d] Public Health Service, The Hague Area (PHS-HA), Postbus 16130, 2500 BC, The Hague, The Netherlands
[e] Public Health Service, South Holland South (PHS-SHS), Postbus 166, 3300 AD, Dordrecht, The Netherlands

Maatschappelijk debat

NOS NIEUWS • BUITENLAND • ECONOMIE • WOENSDAG, 11:35
• AANGEPAST WOENSDAG, 19:28

Poolse Europarlementariër waarschuwt Polen voor werken in Nederland

Ervaringen uit de praktijk




TOSHIBA

Hypothese

SARS-CoV-2 transmissie

=

[het aangaan van nauwe contacten in je periode van besmettelijkheid]





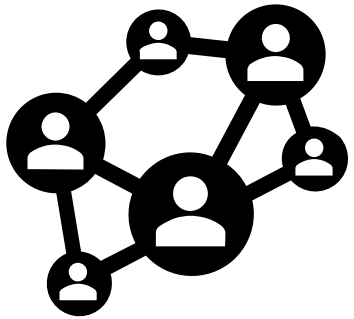

Hangen COE-arbeidsmigratieachtergrond en woonsituatie en SARS-CoV-2 transmissie risicogedrag samen?

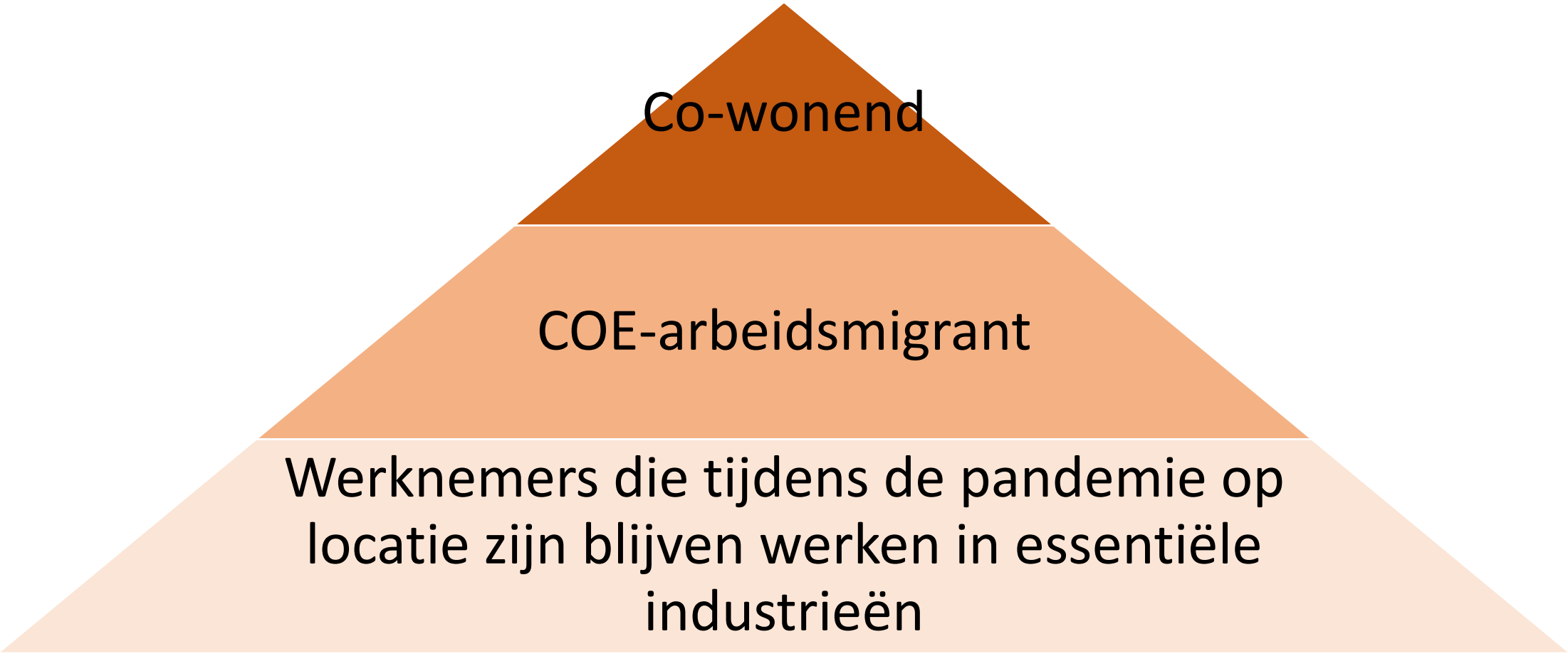

Onderzoeksvragen

Onderzoeksvragen

Vraag 1
Vertonen COE-migrant werknemers vaker transmissie risicogedrag **universeel**, in de **gemeenschap**, **thuis**, op **werk**, vergeleken met niet-migrant werknemers?

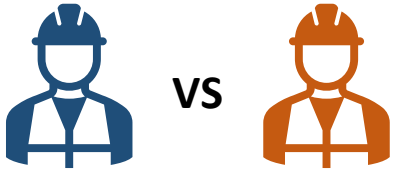

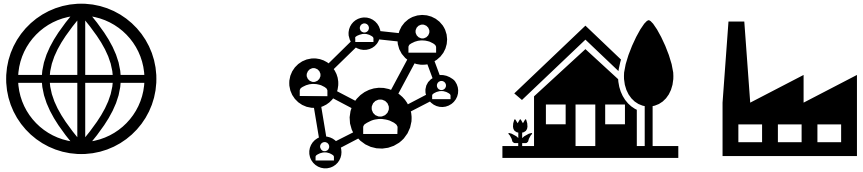

Vraag 2
Vertonen co-wonende COE-migranten vaker transmissie risicogedrag, **universeel** in de **gemeenschap**, op **werk**, vergeleken met niet co-wonende COE-migranten?



≥ 3 personen
EN
≥ 1 geen familie/partner

Methode

Dataverzameling

Retrospectief GGD BCO-dossieronderzoek
17-10-2020 tot 17-06-2021

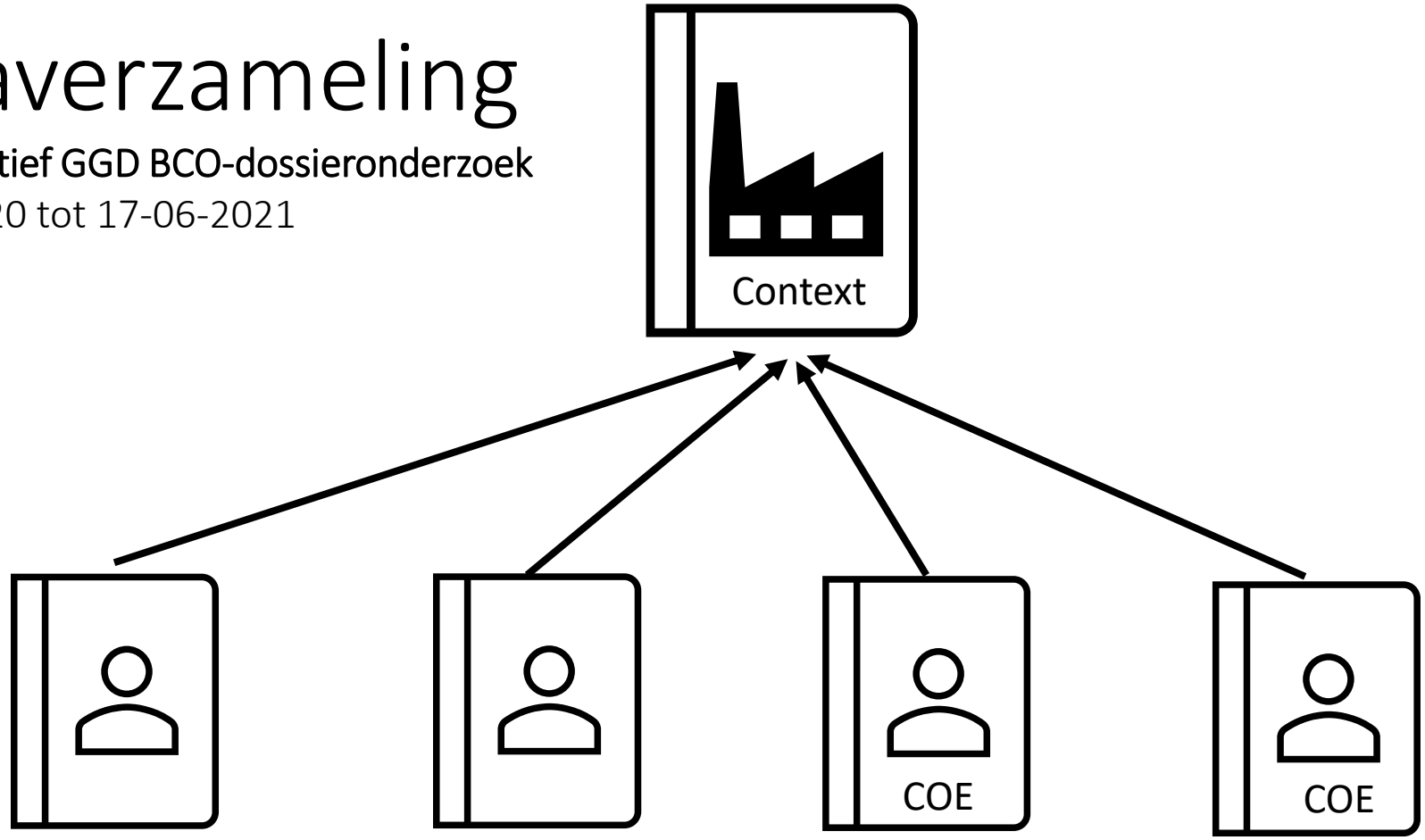

- **Geslacht, leeftijd, geboorteland**
- **Eerste ziektedag, testdag, laatste werkdag**
- **Bronnen, contacten**

Definities van hoogrisicogedrag voor transmissie

- > 1 dag wachten met testen

- > 2 huishuidcontacten

- > 2 nauwe contacten



- > 2 nauwe contacten
- ≥ 1 dag op werk komen met klachten
- ≥ 1 dag op werk komen in afwachting op of na een test of na een positieve testuitslag

Analyse

Onafhankelijke variabele
2 groepen

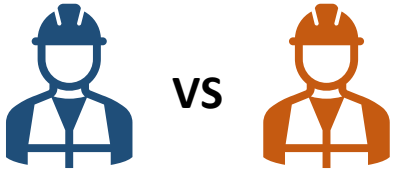



Chi²

	Laag risicogedrag	Hoog risicogedrag
Groep 1		
Groep 2		

Afhankelijke variabele
Binaire uitkomst
Laag risicogedrag of hoog risicogedrag



Resultaten



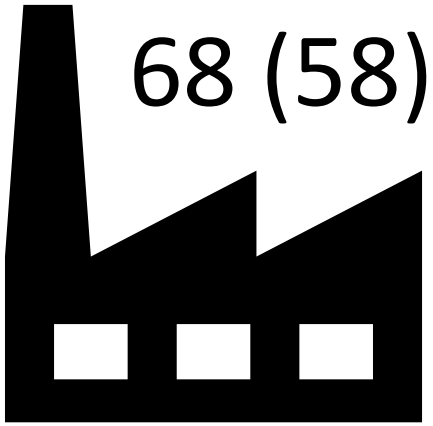

- AR 21%
- 25 dagen



563

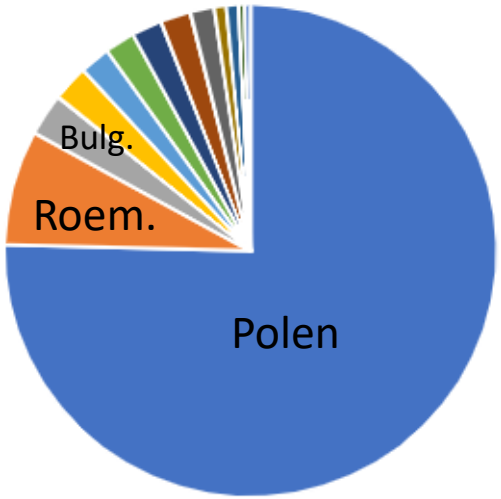

Resultaten vraag 1

Vertonen COE-migrant werknemers vaker transmissie risicogedrag **universeel,** in de **gemeenschap, thuis**, op **werk,** vergeleken met niet-migrant werknemers?



Achtergrondvariabelen

	Resident workers (n=311)	Labour migrants (n=252)	*p*
Socio-demographic characteristics			
Male sex; %	75.2	56.7	***<0.001***
Age in years; mean (sd)	40.6 (13.8)	36.4 (11)	***<0.001***
Living situation			
Living with ≥ 1 person; %	88.3	92.3	0.127
Living with ≥ 1 relative; %	87.1	51.1	***<0.001***
Living with ≥ 1 non-relative (shared living); %	1.0	51.1	***<0.001***
Living with ≥ 3 people (high density living); %	40.6	44.1	0.422
Co-living (shared & high density living); %	0.7	37	***<0.001***
Clinical characteristics			
COVID-19 symptomatic; %	94.9	78.3	***<0.001***
Suspected source of COVID-19 infection			
Coworker; %	57.1	73.4	***<0.001***
Housemate; %	16.9	17.6	0.828
Person in the community; %	7.5	3.0	***0.025***
Cannot indicate; %	22.4	19.3	0.383

Transmissie risicogedrag

	Resident workers (n=311)	Labour migrants (n=252)	*p*
Universal transmission risk behaviour			
Testdelay; %			
Low risk (0-1 days)	52.1	39.9	***0.009***
High risk (≥ 2 days)	47.9	60.1	
Community transmission risk behaviour			
No. of community close contacts; %			
Low risk (0-2 contacts)	93.9	99.1	***0.003***
High risk (≥ 3 contacts)	6.1	0.9	
Domestic transmission risk behaviour			
No. of household contacts; %			
Low risk (0-2 contacts)	59.4	55.9	0.422
High risk (≥ 3 contacts)	40.6	44.1	
Occupational transmission risk behaviour			
No. of occupational close contacts; %			
Low risk (0-2 contacts)	94.3	88.7	***0.024***
High risk (≥ 3 contacts)	5.7	11.3	
Attending workplace symptomatic; %			
Low risk (0 days)	48.3	44.6	0.434
High risk (≥ 1 days)	51.7	55.4	
Attending workplace awaiting or after a positive test result; %			
Low risk (0 days)	91.5	98.1	0.129
High risk (≥ 1 days)	8.5	1.9	

Resultaten vraag 2

Vertonen co-wonende COE-migranten vaker transmissie hoogrisicogedrag, **universeel** in de **gemeenschap,** op **werk,** vergeleken met niet co-wonende COE-migranten?



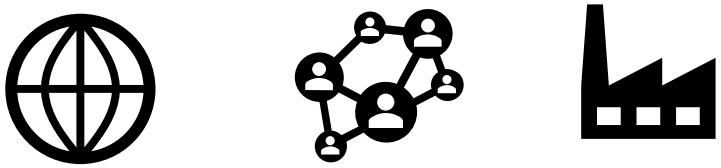

Achtergrondvariabelen

	Not co-living labour migrants (n=136)	Co-living labour migrants (n=80)	*p*
Socio-demographic and clinical characteristics			
Male sex; %	50,7	58.8	0.254
Age in years; mean (sd)	37.3 (11.0)	34.7 (10.9)	0.087
Clinical characteristics			
COVID-19 symptomatic; %	84.6	71.8	***0.025***
Suspected source of COVID-19 infection			
Coworker; %	69.1	84.6	***0.012***
Housemate; %	15.4	24.4	0.107
Person in the community; %	0.7	6.4	***0.016***
Cannot indicate; %	25	6.4	***0.001***

Transmissie risicogedrag

	Not co-living labour migrants (n=136)	Co-living labour migrants (n=80)	*p*
Universal transmission risk behaviour			
Testdelay; %			
Low risk (0-1 days)	67	62.5	0.565
High risk (≥ 2 days)	33	37.5	
Community transmission risk behaviour			
No. of community¥ close contacts; %			
Low risk l (0-2 contacts)	99.2	98.5	0.639
High risk (≥ 3 contacts)	0.8	1.5	
Occupational transmission risk behaviour			
No. of occupational close contacts; %			
Low risk (0-2 contacts)	90	85.3	0.326
High risk (≥ 3 contacts)	10	14.7	
Attending workplace symptomatic; %			
Low risk (0 days)	49.1	30.9	***0.025***
High risk (≥ 1 days)	50.9	69.1	
Attending workplace awaiting or after a positive test result; %			
Low risk (0 days)	95	100	0.209
High risk (≥ 1 days)	5	0	

Conclusies

Achtergrondvariabelen





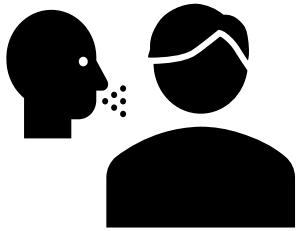

VS

Vrouw
Leeftijd ↓
Co-wonen

Klachten ↓

Collega
Iemand uit gemeenschap

VS

Klachten ↓

Collega
Iemand uit gemeenschap
Niet weten ↓

Transmissie risicogedrag

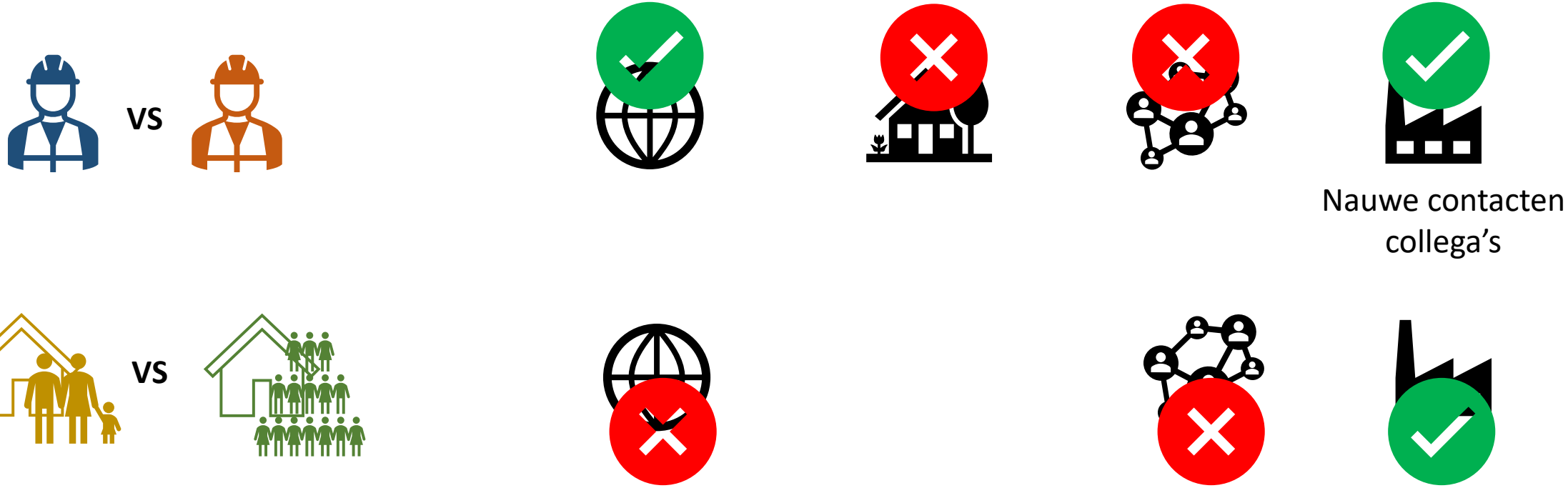

Discussie

- Beperking van
  - Retrospectief dossieronderzoek
  - Met alleen cases

- Uitkomst is een bepaald risico. Maar wat is de oorzaak? (→ beleid)

  - Is nauwe contacten maken op werk intentioneel gedrag of het gevolg van nadelige omstandigheden?
  - Werken arbeidsmigrant niet in afwachting op een test uit goed gedrag of t.g.v. schending van hun privacy?

freedom...